




GEOCACHE ALASKA! Inc. 
 Exploring the Last Frontier • www.geocachealaska.org

Geocaching HTML & BBCode FUNDamentals

by
Scott Aleckson
 (SSO JOAT)







Anchorage BP Energy Center
 & Broadcast over the Internet via WebEx
 18 September 2012

1


Tonight's Topics:

- ▶ Computer Languages
- ▶ What is HTML?
- ▶ HTML Tag Structure
- ▶ HTML Coding for Geocaches
- ▶ BBCode Structure
- ▶ Online Resources

18 September 2012 HTML & BBCode FUNDamentals 2

Computer Talk




Your computer is a dumb box containing billions of microscopic little switches all wired together.

By flipping the right switches on or off in the right order, the computer can do math and send signals to the attached peripheral devices.


The monitor on this screen is one of those devices which shows an image based on a whole bunch of switches turning on and off a series of red, green, and blue lights within the screen.

18 September 2012 HTML & BBCode FUNDamentals 3

Computer Talk 


- ❖ The computer's hardware contains many little Programs that tell the individual devices what to do (e.g. Drivers)
- ❖ The Operating System (e.g. Windows) is the next layer of Programs, which links the hardware devices together
- ❖ Next you have Programs that you can access to make the computer do the work you desire, such as a word processor, game, presentation, or an internet browser
- ❖ As you tell the Program what you want it to do, the Program has routines that tell the computer's Operating System and other internal programming what to do
- ❖ You see the results on your monitor or on a printout

18 September 2012 HTML & BCCode FUNDamentals 4

Computer Talk 

- ❖ All of these programs are written in codes known as Computer Languages, and there are many variations
- ❖ In the early days, the operator needed to know some Computer Language in order to "talk" to the computer, but with more advanced Operating Systems and the Graphical User Interface (e.g. "Windows") and more intuitive input devices (e.g. Mouse) with processors that can handle multiple Programs simultaneously, the need for us to know these Computer Languages went away
- ❖ A couple of exceptions remain: **HTML** and **BBCode** (Note that BBCode has also been known as UBB)

18 September 2012 HTML & BCCode FUNDamentals 5

What is HTML? 

- **HyperText Markup Language**
- A very specific computer programming Language that was written for the Internet
- The core feature of the Internet is linking together information from multiple pages
- "Hypertext" is what we now refer to as a "Link" that you can click on to connect you to a different page or source of data (e.g. image)

18 September 2012 HTML & BCCode FUNDamentals 6

What is HTML?



- In addition to linking different pages together with Hypertext, this language provides the instructions for formatting the rest of a webpage so that a browser will render it on your monitor as the writer desired
- Using simple abbreviated English text commands, the writer can format their webpages to display information as they want it to appear for the visitors
- This language is quite compact so that it can be downloaded over the internet very quickly... how many of you remember the 14.4K modem?

18 September 2012

HTML & BCCode FUNDamentals

7

HTML Tag Structure



- ▶ All HTML is written with commands bound on each end with Chevrons or Angle Brackets: `< >`
- ▶ The left Chevron `<` starts a command and the right Chevron `>` ends a command, which is call a "Tag"
- ▶ You begin a Tag by placing the instructions in between a pair of Chevrons `<command>` followed by the text content that you want the command to act upon
- ▶ You end the action of a Tag by placing the same command with a Backslash `/` symbol in the Chevrons like this: `</command>`

18 September 2012

HTML & BCCode FUNDamentals

8

HTML Tag Structure



- ▶ Our first example, and a key HTML Tag that you must know how to use, is the Paragraph command: `<p>`
- ▶ HTML does not recognize the "Carriage Return" as a new paragraph; you must mark the beginning and end
- ▶ Start a new paragraph with `<p>` and then type in the text
- ▶ At the end of the paragraph, mark it with `</p>`


Example:

`<p>`This course will empower you to have the confidence to check "The descriptions below are in HTML" box on all of your geocache editing pages.`</p>`

18 September 2012

HTML & BCCode FUNDamentals

9


HTML Coding 

- Let's format the text within our paragraph:
 - You can make text **BOLD** with the `` or `` Tag
 - You can use *ITALICS* with the `<i>` Tag
 - And you can UNDERLINE with the `<u>` Tag

Example:
`<p>`This course will `<u>`empower`</u>` you to have the confidence to check `<i>`"The descriptions below are in HTML"`</i>` box on all of your geocache listings.`</p>`

Note the "stacked" `` and `<u>` Tags


18 September 2012 HTML & BCCode FUNDamentals 10

HTML Coding 

- Playing with FONTS
 - Adjust the text Color with `` your text ``
 - Adjust the text Size with `` your text ``
 - The Font tag also allows the use of the "face" attribute to change the actual font being used... NOT recommended

`<p>` The font tag must be used within every paragraph where you want to change the font style. It is a deprecated HTML tag due to this limited functionality. `</p>`


18 September 2012 HTML & BCCode FUNDamentals 11

HTML Coding 

- Paragraph Alignment
 - You can change the alignment of a paragraph by adding the `align` attribute of "left", "center", "right", or "justify"

Example:
`<p align="center">`This paragraph will appear centered on the page. The align attribute can also be used for tables and images, though there are some different values used for each of these.`</p>`


18 September 2012 HTML & BCCode FUNDamentals 12

HTML Coding 

- o Line breaks may be inserted anywhere in the document
- o The `
` tag inserts a line break; it is self-closing

Example:
`<p>`This paragraph will have a forced line break `
`
 at any point where the `
`
 tag is placed in the text. `</p>`
`
` ← Place some extra space between paragraphs


18 September 2012 HTML & BCCode FUNDamentals 13

HTML Coding 

- o Inserting links to other web pages
- o Links are known in HTML as “anchors” using tag `<a>`
- o External links use the `href=` attribute to specify a URL
- o URL is enclosed in quotes and the text in between the anchor tag and the closing tag is going to be linked

Example:
``Geocache Alaska! Website.``


18 September 2012 HTML & BCCode FUNDamentals 14

HTML Coding 

- o You may force the link to open the target webpage in a new window by inserting the attribute `target="_blank"`
- o Also, an image can be turned into a link by placing the image tags in place of the link’s display text

Examples:
``GeAK!``
```<img`
`src="http://www.geocachealaska.org/images/GAKwolf_small.jpg" />```


18 September 2012 HTML & BCCode FUNDamentals 15

HTML Coding 

- o To insert an image, it must already be uploaded to the internet and you need the direct link to that image
- o The HTML tag for placing an image is ``
- o The image location is specified with the `src=` attribute
- o Alternate text is specified with the `alt=` attribute

Example:
``


18 September 2012 HTML & BCCode FUNDamentals 16

HTML Coding 

- o There are a number of attributes that can be added
- o Use `align=` with "left", "right", or "middle"
- o You can add a `border=` with the number of "pixels"
- o Predefine the size with `height=` and `width=` in "pixels"

Example:
``


18 September 2012 HTML & BCCode FUNDamentals 17

HTML Coding 

- o Tables can be used to layout your page
- o Start a table with `<table>` and any structural attributes you desire, such as the border weight and color
- o The structure is defined by rows and then columns
- o Rows start with `<tr>` and end each row with `</tr>`
- o The first row is the header and uses `<th>` to define each cell across the header row, ending each with `</th>`
- o The use of a header row is optional
- o Subsequent rows use `<td>` and `</td>` for each cell
- o End the table with `</table>`

18 September 2012 HTML & BCCode FUNDamentals 18

HTML Coding



Example:


```
<table border="1" align="center">
<tr> <th> text </th> <th> text </th> <th> text </th> </tr>
<tr> <td> text </td> <td> text </td> <td> text </td> </tr>
<tr> <td> text </td> <td> text </td> <td> text </td> </tr>
</table>
```

Result:

text	text	text
text	text	text
text	text	text

18 September 2012 HTML & BCCode FUNDamentals 19


BBCode



- Bulletin Board Code
- Used on forums and within logs
- Very similar structure to HTML
- Uses brackets [] to enclose tags
- Still uses the backslash / to close
- Basic formatting; fewer options

18 September 2012 HTML & BCCode FUNDamentals 20

BBCode



- Bold [b] text [/b]
- Italics [i] text [/i]
- Underline [u] text [/u]
- Color [color=red] text [/color]
- Links [url]http://www.geocachealaska.org[/url]
- [url=http://www.geocachealaska.org]GeAK[/url]
- [img]http://www.geocachealaska.org/images/GAKwolf1.jpg[/img]

18 September 2012 HTML & BCCode FUNDamentals 21

Join GeocacheAlaska!

- A basic **Cheechako** membership is Free!
- Your paid **Sourdough** membership keeps the organization running!
- Geocache Alaska! Trackable Sourdough member name tags are now issued to every Sourdough member!






18 September 2012 HTML & BCCode FUNDamentals 22


Join the party

- ❖ LAST CHANCE!!!! Calendar Photo Contest ends Sept 30th!
- ❖ Open to all **Cheechako** and **Sourdough** Members
- ❖ Look for details in the [Forums](#), [Newsletters](#), and on the [GeocacheAlaska!](#) website
- ❖ All valid submissions will be posted to a new photo album on our website plus they will all be part of the GeoFest Slide Show!

Grab your Cameras!



Send all entries via email to: PhotoContest@GeocacheAlaska.org
 Include your name, the Alaskan cache it was taken at, the category, and the title or caption you've given to the image.



18 September 2012 HTML & BCCode FUNDamentals 23

Resources

- GeocacheAlaska! Inc. Website: www.geocachealaska.org
- GeocacheAlaska! Forums: geocachealaska.proboards.com
- Groundspeak Help Center: support.groundspeak.com
- W3Schools: w3schools.com
- HTML Code Tutorial: htmlcodetutorial.com





18 September 2012 HTML & BCCode FUNDamentals 24
